




Enhanced-Tech Access Control to Lodging System



About BSI

We are confident that we are able to provide a complete solution for your building hardware needs at favorable pricing.

BSI Security Co., Ltd. is a Taiwan based Company with over 20 years experience as an OEM manufacturer for U.S. and international customers; our products and components can be found in thousands of buildings from schools to airports as well as high security and military facilities Worldwide. We specialize in the design and development of high quality Electro-mechanical building and security hardware and leverage many innovation patents.

BSI utilizes only high grade materials and the latest electronic technology to produce our 'State Of The Art' Products. All processes are regulated by stringent manufacturing procedures and ISO quality assurance programs.

Products are constructed to comply with and exceed CE, ANSI and BHMA standards and are typically UL listed and certificated to U.S. standards and beyond where required.

BSI has many years of product R&D and design experience and a long list of successful products with proven reliability. We provide a complete concept to product development solution.



2012 Concourse Lepine



2012 Archidex



R8 LoRa Smart ANSI Mortise Door Lock

IoT

Cloud-Based Wireless Solution




ANSI Mortise Lock

- US ANSI Grade 1
- UL 10C – 3 hours fire rating



Concealed Key Override



LoRa Solution

- Look up the history logs from Web.
- Authorize, or change users' access from Web.
- Remote unlocking by waking up touch keypad on site.
- Door sensor, and lock sensor options available.
- Data can be synchronized and stored by the Cloud or Server.
- The data can also be synchronized manually from the lock.
- One gateway can configure 8 to 16 locks.
- Power of lock shows from the Web.



Card, and Pin Code access



Card access



Access powered by LoRa

- PIN Code, RFID Card.

Touch Keypad

- Responsive touch keypad.
- LED backlit for convenient operation at night.

Emergency Power Supply

- When batteries are completely dead, use a type C cable to temporarily power up the lock.

Low Battery Warning

- If the batteries are running low, the door lock informs you through keypad with a digit for entry times left, also beep and blink * 3 times .

SPECIFICATIONS

Card Compatibility	Mifare 13.56MHz / ISO 14443A	Finish	US26D, US5, color painting
Capacity	unlimited users (user codes & cards)	Door Thickness	40 to 80 mm
Card Reading Distance	20 to 30 mm	Backset	70 mm
Outer Body	84x208x76 mm (WxHxD)	Power Supply	3 Lithium batteries(3.7V)
Inner Body	96x30x73 mm (WxHxD)	Battery Life	up to 12 months
Lockset Type	ANSI mortise	Working Temperature	-20°C to 70°C (-4°F to 158°F)

R8-ZERO LoRa Smart Mortise Door Lock

IoT

Cloud-Based Wireless Solution



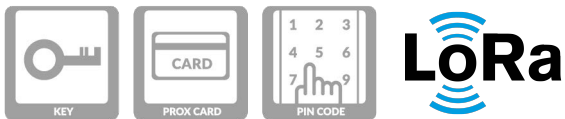
ANSI Mortise Lock

- US ANSI Grade 1
- UL 10C - 3 hours fire rating



EN Mortise Lock

- EN 179:2008 - Emergency exit
- EN 1634-1:2004 - Fire rated up to 4 hours.
- EN 12209:2003/ AC:2005 - Building hardware. Lock and latch. Mechanically lock, latch, and locking plate.
- EN14846:2008 - Building hardware. Lock and latch. Electromechanically operated lock, latch, and locking plate.



LoRa Solution

- Look up the history logs from Web.
- Authorize, or change users' access from Web.
- Remote unlocking by waking up touch keypad on site.
- Door sensor, and lock sensor options available.
- Data can be synchronized and stored by the Cloud or Server.
- The data can also be synchronized manually from the lock.
- One gateway can configure 8 to 16 locks.
- Power of lock shows from the Web.

Access powered by LoRa

- PIN Code, RFID Card.

Touch Keypad

- Responsive touch keypad.
- LED backlit for convenient operation at night.

Emergency Power Supply

- When batteries are completely dead, use a type C cable to temporarily power up the lock.

Low Battery Warning

- If the batteries are running low, the door lock informs you through keypad with a digit for entry times left, also beep and blink * 3 times.

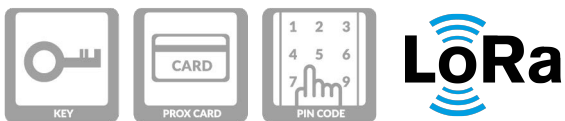
SPECIFICATIONS

Card Compatibility	Mifare 13.56MHz / ISO 14443A	Door Thickness	40 to 80 mm
Capacity	unlimited users (use codes & cards)	Backset	70 mm (ANSI mortise lockset) 60 mm (EN mortise lockset)
Card Reading Distance	20 to 30 mm	Power Supply	3 Lithium batteries(3.7V)
Lockset Options	ANSI mortise lock (option) EN mortise lock (option)	Battery Life	up to 12 months
Finish	US26D, US32D	Working Temperature	-20°C to 70°C (-4°F to 158°F)


R8-ZERO CY LoRa Smart Cylindrical Door Lock

IoT

Cloud-Based Wireless Solution



LoRa Solution

- Look up the history logs from Web.
- Authorize, or change users' access from Web.
- Remote unlocking by waking up touch keypad on site.
- Door sensor, and lock sensor options available.
- Data can be synchronized and stored by the Cloud or Server.
- The data can also be synchronized manually from the lock.
- One gateway can configure 8 to 16 locks.
- Power of lock shows from the Web. 

Access powered by LoRa

- PIN Code, RFID Card.

Touch Keypad

- Responsive touch keypad.
- LED backlit for convenient operation at night.

Emergency Power Supply

- When batteries are completely dead, use a type C cable to temporarily power up the lock.

Low Battery Warning

- If the batteries are running low, the door lock informs you through keypad with a digit for entry times left, also beep and blink * 3 times.

SPECIFICATIONS

Card Compatibility	Mifare 13.56MHz / ISO 14443A	Door Thickness	35 to 51 mm
Capacity	unlimited users (user codes & cards)	Backset	60 or 70 mm
Card Reading Distance	20 to 30 mm	Power Supply	3 Lithium batteries(3.7V)
Lockset Type	Cylindrical leverset	Battery Life	up to 12 months
Finish	US26D, US32D	Working Temperature	-20°C to 70°C (-4°F to 158°F)

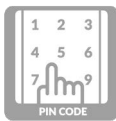
R3-DB LoRa Smart Deadbolt Lock

IoT

Cloud-Based Wireless Solution



via
Gateway



LoRa Solution

- Look up the history logs from Web.
- Authorize, or change users' access from Web.
- Remote unlocking by waking up touch keypad on site.
- Door sensor, and lock sensor options available.
- Data can be synchronized and stored by the Cloud or Server.
- The data can also be synchronized manually from the lock.
- One gateway can configure 8 to 16 locks.
- Power of lock shows from the Web.

Quick-Release Button

- This feature is the same as thumb turn, the button brings convenience like semi automatic door.

Access powered by LoRa

- PIN Code, RFID Card.

Touch Keypad

- Responsive touch keypad.
- LED backlit for convenient operation at night.

Emergency Power Supply

- When batteries are completely dead, use a type C cable to temporarily power up the lock.

Low Battery Warning

- If the batteries are running low, the door lock informs you through keypad with a digit for entry times left, also beep and blink * 3 times .

SPECIFICATIONS

Card Compatibility	Mifare 13.56MHz / ISO 14443A	Door Thickness	35 to 65 mm
Capacity	unlimited users (user codes & cards)	Backset	60 or 70 mm
Card Reading Distance	20 to 30 mm	Power Supply	3 Lithium batteries(3.7V)
Lockset Type	Deatbolt lock	Battery Life	up to 12 months
Finish	US26D, US32D	Working Temperature	-20°C to 70°C (-4°F to 158°F)

IoT

Cloud-Based Wireless Solution

Features

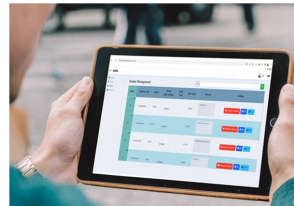
- **Communication Range**
Within 150 meter in a spacious site.
- **Data Transmission Range**
Up to a 12CM reinforced concrete wall.
- **Gateway Configuration**
One gateway configures 8 to 16 digital locks, depends on the site distance, range, and interval time of data transfer.



Powered by **LoRa**

Specification

LoRa Chip	SX1262
Frequency	433/868/915/920 Mhz
Power Input	110/220V
Operational Voltage	12VDC
Operational Temperature	-20°C to 55°C
Comm. Interface	TCP/IP
Comm. Rate	10/100M
Max. Output Power	20dBm





BSI Security Co., Ltd

 406 No. 119 Hexiang 6th St., Beitun Dist. Taichung, Taiwan.

 +886 4 2437 6707

 sales@bsi-hardware.com

 www.bsi-hardware.com

